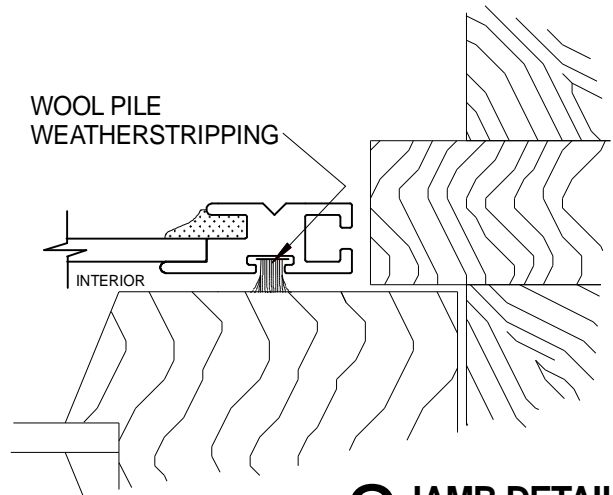
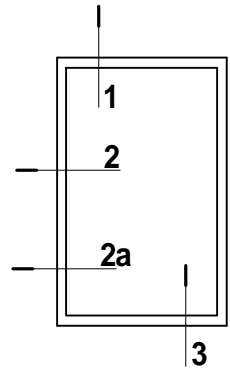
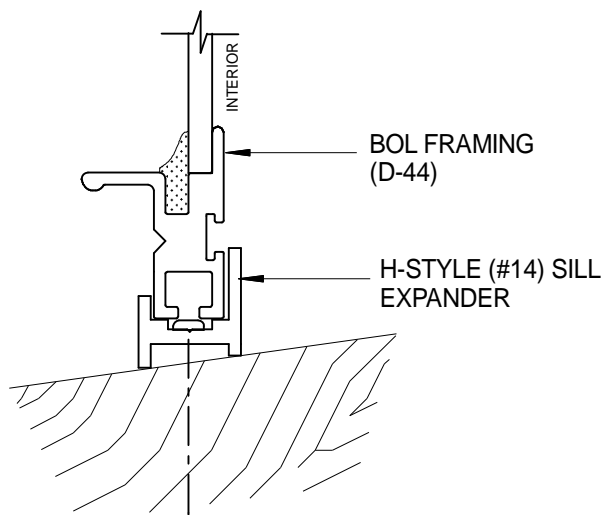


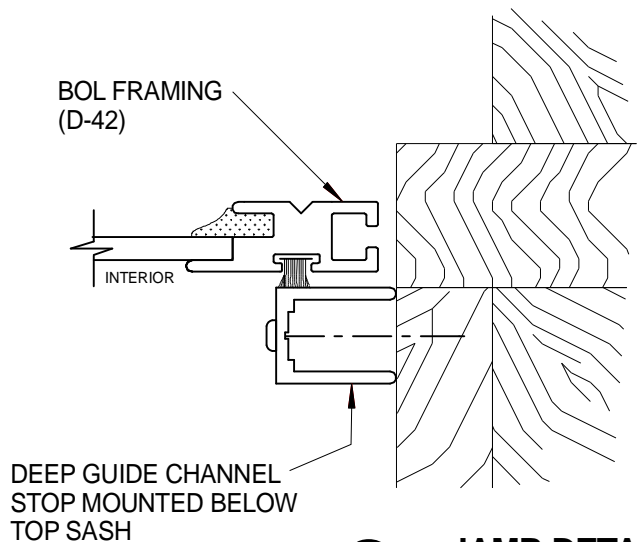
1 HEAD DETAIL
SCALE: FULL



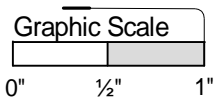
2 JAMB DETAIL
SCALE: FULL



3 SILL DETAIL
SCALE: FULL



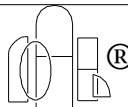
2a JAMB DETAIL
SCALE: FULL



NOTE: INTERCHANGEABLE SCREEN AVAILABLE

PRODUCT
BANK ONE LITE - EXTERIOR UNIT • BOL-E

DWG. NO.
B-2



Allied Window
Performance Panels®

11111 CANAL ROAD • CINCINNATI, OH 45241 • PH: 800-445-5411, 513-559-1212 • FAX: 513-559-1883 • www.alliedwindow.com • info@alliedwindow.com